

# SOFT START STARTERS

*From WorldWide Electric*



**WorldWide Electric Heavy Duty  
Reduced Voltage Soft Start**





**Siemens Heavy Duty  
Reduced Voltage Soft Start**

**WorldWide Electric Corporation**

**Phone: 1-800-808-2131 ext 4 ♦ [www.worldwideelectric.net](http://www.worldwideelectric.net)**

# WorldWide Electric

## *Heavy Duty Soft Start*



- ◆ In stock up to 600 HP
- ◆ 230, 460 & 575 Volt
- ◆ Programmable adjustable electronic overload
- ◆ Overload rated 500% for 30 seconds, 1.15 S.F. with line start rated bypass
- ◆ Advanced motor protection
- ◆ Interface board for easy control connections
- ◆ Electronic shear pin protection
- ◆ UL listed / CE certified
- ◆ NEMA 4 & 12; heavy duty enclosures (outdoor rated and gasketed / dust tight)
- ◆ Built-in circuit breaker (30 - 600HP) or fusible disconnect (25HP) with door-mounted lockable operator handle
- ◆ Heavy duty integral bypass - full voltage rated (switches to contactor at full speed for cooler operation)
- ◆ 120 volt control power transformer
- ◆ Pump ramp down feature



***In Stock for immediate delivery!!!***

# WorldWide Electric

## Heavy Duty Soft Start



NEMA  
4 & 12  
enclosures


120 volt  
control  
power  
transformer

Heavy duty  
circuit  
breaker  
disconnect  
with door  
operator

Overload  
rated up to  
500% for  
30 seconds

Heavy duty  
integral  
bypass  
contactor

Bypass  
contactor



### \*Smart door features:


- Digital keypad
- Emergency stop pushbutton
- Start / Stop pushbutton
- Local / off / remote switch
- Power on light
- Motor run light
- Start fault light
- External interlock light
- Check E-Stop light



**Please call now for factory-direct prices!!!**

# WorldWide Electric

## *Siemens Brand Soft Start*



\*New Siemens  
3RW44  
soft start

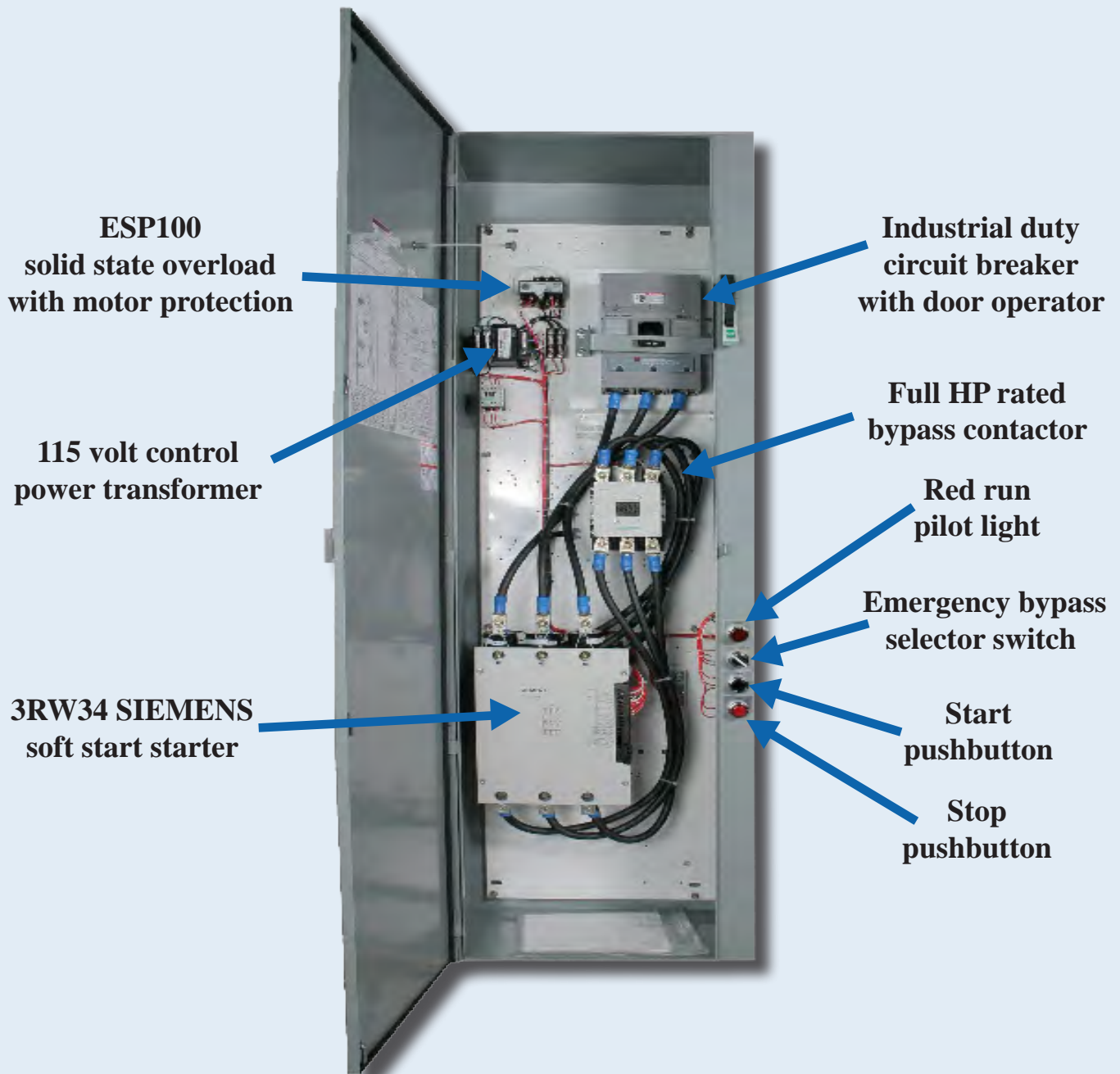

- ◆ In stock up to 600 HP
- ◆ 230, 460 & 575 Volt
- ◆ NEMA 4 & 12 (up to 248 amps) heavy duty enclosures
- ◆ Circuit breaker with flange mounted operator
- ◆ Full horsepower rated by-pass contactor
- ◆ Emergency bypass selector switch (will select solid state or across-line)
- ◆ Class 20 thermal overload
- ◆ Heavy-duty SCR's (1600V PIV rated)
- ◆ ESP 100 solid state overload motor phase loss protection
- ◆ 115 Control power transformer included on all units
- ◆ Fully adjustable start times
- ◆ Adjustable initial voltage settings
- ◆ Run pilot light (flange mounted)
- ◆ Ramp up / ramp down (soft start / soft stop)
- ◆ UL listed / CSA certified



***Please call now for factory-direct prices!!!***

# WorldWide Electric

## *Siemens Brand Soft Start*



**ESP100**  
solid state overload  
with motor protection

**Industrial duty**  
circuit breaker  
with door operator

**115 volt control**  
power transformer

**Full HP rated**  
bypass contactor

**3RW34 SIEMENS**  
soft start starter

**Red run**  
pilot light

**Emergency bypass**  
selector switch

**Start**  
pushbutton

**Stop**  
pushbutton



***In Stock for immediate delivery!!!***

# WorldWide Electric

## *Motor Control Products*



Variable Frequency Drives



Manual Control Starters



Across-Line Starters




Pilot Devices



Safety Switches




Transfer Switches



Irrigation Pump Panels



Drum Controllers



Pressure Switches



Alternator Relays



Overload Relays



Definite Purpose Contactors



IEC Contactors

***Please call now for factory-direct prices!!!***

**WorldWide Electric Corporation**  
**Phone: 1-800-808-2131 ext 4 ♦ [www.worldwideelectric.net](http://www.worldwideelectric.net)**