



# HdR Series Worm Gear Reducers



**NEW  
FROM  
WORLDWIDE**

## Table of Contents

Page 1	Manufacturer's Credentials
Page 2	Who Is WorldWide Electric Corp?
Page 3	56C Motors
Page 4	Exploded View HdR
Page 5 & 6	How To Order
Page 7	Worm Gear Family



**The Best Quality  
Worm Gear Reducer At  
The Lowest Market Price**

---

**WorldWide Electric Corporation  
Phone Number: 1-800-808-2131**



# HdR Series Reducers



## Our Manufacturing Facility Is A Leading Supplier Of Worm Gear Reducers The World Over!



Our Manufacturing Plant Is One Of The Leading And Internationally Acclaimed Manufacturers Of Worm Gear Reducers In The World Today.



Strict Adherence To And Compliance With The Toughest International And U.S. Testing Standards And Manufacturing Procedures Assure You The Highest Quality Products With All Required Accreditations / Certifications.



WorldWide HdR Series Worm Gear Reducers Are Manufactured With The Highest Technology (ISO9001) Available Today.



Only The Highest Quality Materials Are Tested, Certified And Used In The Manufacturing Of Worm Gear Reducers.



Individually Wrapped HdR Reducers Are Packed Into A Foam Injected, Double Ply Reinforced Cardboard Box That Is Taped Securely Shut And Strapped To Heavy Wooden Pallets During Shipping.



Large Worm Gear Inventory (Indiana) Ready For Immediate Shipment.



\*WorldWide Electric Warehouses

**Phone Number: 1-800-808-2131**



# Who Is WorldWide Electric?



Longtime Partners Fred Rosen and Rick Simmonds


- WHO WE ARE:** The Largest Independent Importer Of Electric Motors In The USA.
- WHAT WE DO:** Sell Electric Motors, Siemens Motor Controls, Shaft Mount Reducers / Worm Gear Reducers And Air Compressors From An Expansive National Inventory To Qualified Dealers, Distributors And Select OEMs At Factory-Direct Prices.
- HOW WE CAN HELP YOU:**
- ▶ Typically Our Prices (Your Cost) Are Way Below Average Market Price Levels.
  - ▶ We Keep Millions Of Dollars In Inventory And Can Ship Same Day.
  - ▶ All Of Our Products Come With A One Year Warranty Or Better.
  - ▶ Our Inside And Outside Sales Staff, Engineers And Customer Service Personnel Are Highly Trained, Highly Experienced And Immediately Available To You By Phone, Fax Or E-mail. Contact Us Now!

Who Is WorldWide Electric?



**WorldWide Electric Corporation**  
**Phone Number: 1-800-808-2131**





# 56C Frame Motors

Now Also Available  
With Manual  
Overload!



## Single Phase - 115/208-230 Volt 56C Frame - TEFC Enclosure

- ▶ Capacitor Start
- ▶ Electrically Reversible
- ▶ Removable Bolt On / Bolt Off Base
- ▶ Industrial Gauge Steel Motor Frame & Base
- ▶ Class F Motor Insulation

HP	RPM	Voltage	Frame Size	Enclosure	Overload	Service Factor	Bearing	Model Number	List Price*
1/3	1800	115/208-230	56C	TEFC	NONE	1.15	BALL	T13-18-56CB	\$219.82
1/2	1800	115/208-230	56C	TEFC	NONE	1.15	BALL	T12-18-56CB	\$231.61
3/4	1800	115/208-230	56C	TEFC	NONE	1.15	BALL	T34-18-56CB	\$252.08
1	1800	115/208-230	56C	TEFC	NONE	1.15	BALL	T1-18-56CB	\$281.25
1.5	1800	115/208-230	56C	TEFC	NONE	1.15	BALL	T1.5-18-CB	\$355.18
2	1800	115/208-230	56C	TEFC	NONE	1.15	BALL	T2-18-56CB	\$432.14



## Three Phase - 208-230/460 Volt 56C Frame - TEFC Enclosure

- ▶ Electrically Reversible
- ▶ Removable Bolt On / Bolt Off Base
- ▶ Industrial Gauge Steel Motor Frame & Base
- ▶ Class F Motor Insulation

HP	RPM	Voltage	Frame Size	Enclosure	Overload	Service Factor	Bearing	Model Number	List Price*
1/3	1800	208-230/460	56C	TEFC	NONE	1.15	BALL	AT13-18-56CB	\$200.54
1/2	1800	208-230/460	56C	TEFC	NONE	1.15	BALL	AT12-18-56CB	\$212.98
3/4	1800	208-230/460	56C	TEFC	NONE	1.15	BALL	AT34-18-56CB	\$230.95
1	1800	208-230/460	56C	TEFC	NONE	1.15	BALL	AT1-18-56CB	\$257.68
1.5	1800	208-230/460	56C	TEFC	NONE	1.15	BALL	AT1.5-18-56CB	\$326.61
2	1800	208-230/460	56C	TEFC	NONE	1.15	BALL	AT2-18-56CB	\$384.94

**\*Call For Your Net Prices**



# THE HDR SERIES WORM GEAR REDUCER



**Incredible High Quality  
At The Lowest Cost**

Main Gear is Albc3  
Which is Aluminum Bronze And Much  
Harder Than The Normally Used  
Phosphor Bronze

Double Bearing  
Sets On  
Both Shaft Ends

All Units Filled With  
Mobil #SHC634  
Synthetic Oil

Interior Channel Guides  
Oil To Directly  
And Constantly  
Lube Bearings

S45c  
Carbon Steel  
Shaft

Shaft Sleeves  
Protect All Shafts



Embedded Oil  
(Double Lip)  
Seals Prevent  
Leakage On Both  
Ends

Special Anti-Rust Primer  
Inside And Outside  
The Gearbox

#Fc20 All  
Cast Iron  
One - Piece Housing

One - Piece Output  
Shaft Hub  
Secures Output  
Shaft  
Bearing

Special Black  
(Natural Dry)  
Paint

All Angle Mount  
With Radiused  
Mounting Holes

Tapered Roller Bearings On  
Worm Shaft - Heavy Ball  
Bearings On Input Shaft

Universally Interchangeable  
Compact Design  
Assures You Better  
OEM / Replacement  
(More Compatibility)



**Phone Number: 1-800-808-2131**

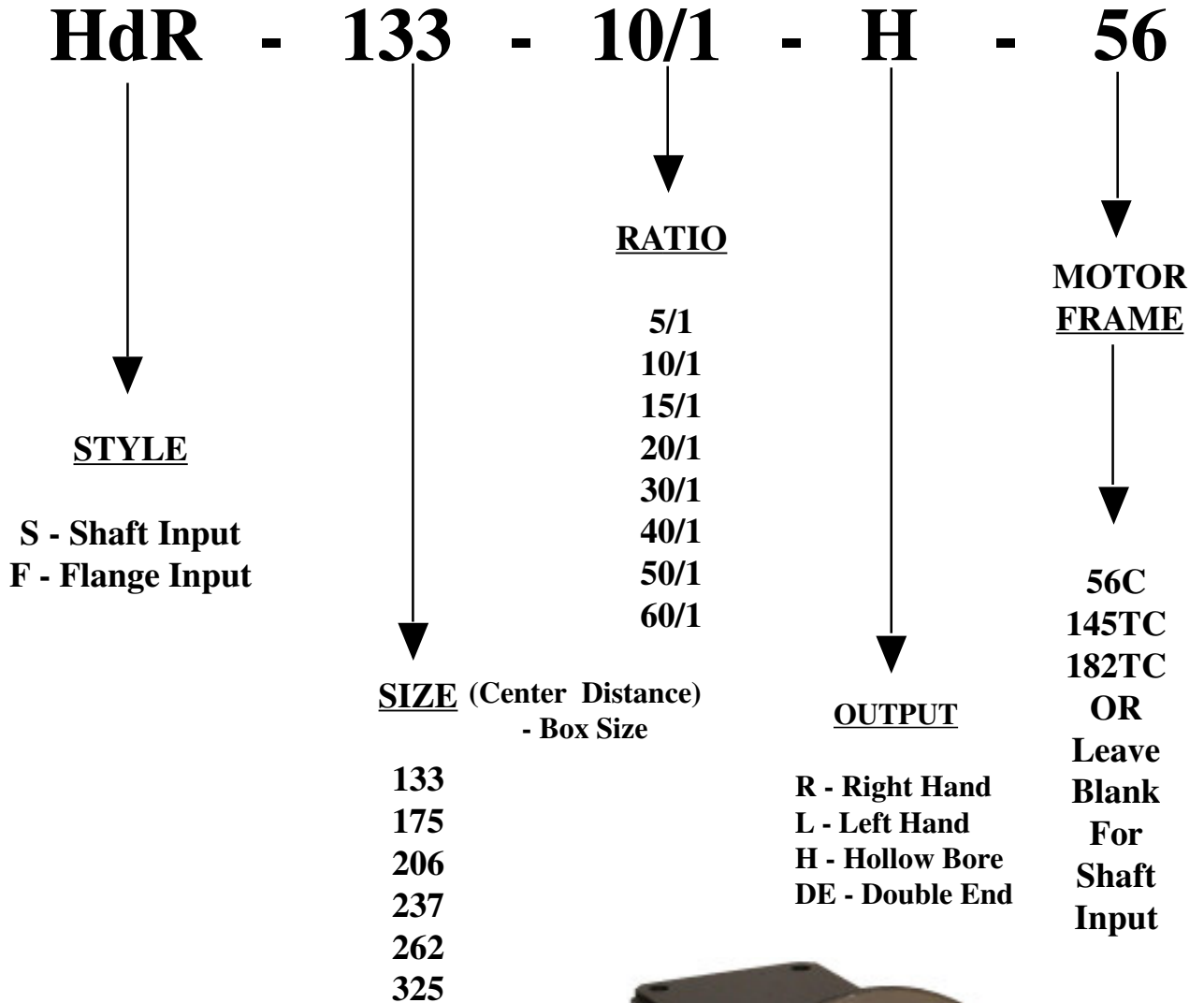
**The HDR Series Worm Gear Reducer - Features / Benefits**



# How To Order



## \*When Ordering A Worm Gear Reducer Use The Following Nomenclature



Phone Number: 1-800-808-2131

# Worm Gear Speed Reducers - HdR Series Program




The HdR Series Worm Gear Reducer - Specifications

**\*\*Call For Your Net Prices**

Ratio C	Output RPM @ 1800 RPM Input	WCD Center (in.)	HP	NEMA Motor Frame	Approx. Weight (Lbs.)	*Model Number	**List Price
5/1	350	1.33	1.2	56C	17	HdR133-5/1-56C	\$224.00
	350	1.75	2.05	56C	27	HdR175-5/1-56C	\$271.00
	350	2.06	2.9	56C	32	HdR206-5/1-56C	\$344.00
	350	2.37	3.91	56C	38	HdR237-5/1-56C	\$414.00
	350	2.62	4.9	182TC	53	HdR262-5/1-182TC	\$446.00
	350	3.25	9.1	184TC	90	HdR325-5/1-184TC	\$630.00
10/1	175	1.33	0.78	56C	17	HdR133-10/1-56C	\$224.00
	175	1.75	1.4	56C	27	HdR175-10/1-56C	\$271.00
	175	2.06	2.02	56C	32	HdR206-10/1-56C	\$344.00
	175	2.37	2.72	56C	38	HdR237-10/1-56C	\$414.00
	175	2.62	3.4	182TC	53	HdR262-10/1-56C	\$446.00
	175	3.25	6.55	182TC	90	HdR325-10/1-184TC	\$630.00
15/1	120	1.33	0.62	56C	17	HdR133-15/1-56C	\$224.00
	120	1.75	1.05	56C	27	HdR175-15/1-56C	\$271.00
	120	2.06	1.5	56C	32	HdR206-15/1-56C	\$344.00
	120	2.37	2	56C	38	HdR237-15/1-56C	\$414.00
	120	2.62	2.6	56C	53	HdR262-15/1-56C	\$446.00
	120	2.62	2.6	145TC	53	HdR262-15/1-145TC	\$446.00
	120	3.25	4.85	182TC	90	HdR325-15/1-182TC	\$630.00
20/1	88	1.33	0.52	56C	17	HdR133-20/1-56C	\$224.00
	88	1.75	0.89	56C	27	HdR175-20/1-56C	\$271.00
	88	2.06	1.2	56C	32	HdR206-20/1-56C	\$344.00
	88	2.37	1.62	56C	38	HdR237-20/1-56C	\$414.00
	88	2.37	1.62	145TC	38	HdR237-20/1-145TC	\$414.00
	88	2.62	2	56C	53	HdR262-20/1-56C	\$446.00
	88	2.62	2	145TC	53	HdR262-20/1-145TC	\$446.00
	88	3.25	3.98	182TC	90	HdR325-20/1-182TC	\$630.00
30/1	58	1.33	0.36	56C	17	HdR133-30/1-56C	\$224.00
	58	1.75	0.65	56C	27	HdR175-30/1-56C	\$271.00
	58	2.06	0.9	56C	32	HdR206-30/1-56C	\$344.00
	58	2.37	1.2	56C	38	HdR237-30/1-56C	\$414.00
	58	2.62	1.54	56C	50	HdR262-30/1-56C	\$446.00
	58	2.62	1.54	145TC	50	HdR262-30/1-145TC	\$446.00
	58	3.25	2.75	56C	87	HdR325-30/1-56C	\$630.00
	58	3.25	2.75	145TC	87	HdR325-30/1-145TC	\$630.00
40/1	44	1.33	0.31	56C	17	HdR133-40/1-56C	\$224.00
	44	1.75	0.56	56C	27	HdR175-40/1-56C	\$271.00
	44	2.06	0.76	56C	32	HdR206-40/1-56C	\$344.00
	44	2.37	1	56C	38	HdR237-40/1-56C	\$414.00
	44	2.62	1.18	56C	50	HdR262-40/1-56C	\$446.00
	44	3.25	2.3	56C	87	HdR325-40/1-56C	\$630.00
	44	3.25	2.3	145TC	87	HdR325-40/1-145TC	\$630.00
50/1	35	1.33	0.26	56C	17	HdR133-50/1-56C	\$224.00
	35	1.75	0.44	56C	27	HdR175-50/1-56C	\$271.00
	35	2.06	0.62	56C	32	HdR206-50/1-56C	\$344.00
	35	2.37	0.83	56C	38	HdR237-50/1-56C	\$414.00
	35	2.62	1.04	56C	50	HdR262-50/1-56C	\$446.00
	35	3.25	1.95	56C	87	HdR325-50/1-56C	\$630.00
	35	3.25	1.95	145TC	87	HdR325-50/1-145TC	\$630.00
60/1	29	1.33	0.25	56C	17	HdR133-60/1-56C	\$224.00
	29	1.75	0.37	56C	27	HdR175-60/1-56C	\$271.00
	29	2.06	0.53	56C	32	HdR206-60/1-56C	\$344.00
	29	2.37	0.69	56C	38	HdR237-60/1-56C	\$414.00
	29	2.62	0.87	56C	50	HdR262-60/1-56C	\$446.00
	29	3.25	1.74	56C	87	HdR325-60/1-56C	\$630.00
	29	3.25	1.75	145TC	87	HdR325-60/1-145TC	\$630.00

**\*Please Be Sure To Use Model # Sequence On Facing Page**

# A Complete Family Of Worm Gear Products



C Flange Input - Shaft Output  
Left Or Right Hand Output



C Flange Input  
Hollow Bore Output



Shaft Input - Shaft Output  
Left Or Right Hand Output



**WorldWide Electric Corporation**  
**Phone Number: 1-800-808-2131**

